

He, She & Verb+ing Folder



Goal: To practice he/she with verb+ing.

Assembly:

1. Cut out the verb+ing cards and laminate.
2. Glue example board and practice boards on a File Folder
3. laminate
4. use over and over again!

I will use the girl 4 sheet and boy 4 sheet as homework or therapy pages and allow the children to cut and paste.

Therapy ideas:

Use the  card to cover up the children's faces as you ask the question: Who is (verb+ing) running? Remove the  card and allow them to see who is doing it.


singing



cleaning



climbing



talking




cleaning



walking



watching



whispering



winking



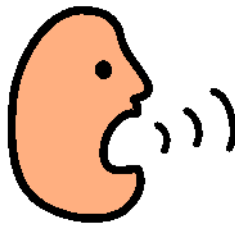
working



writing



yelling



tickling




tasting



taking pictures



swinging



swimming



surfing



sliding



sleeping



She



is




He



is







he




is



he




is



he




is



he



is






she



is



she




is



she



is



she




is



She

is



running



She

is

eating



He

is

drawing

