


# Noun

A **noun** is a word that names a

**person**



**place**



**thing**



There are 2 kinds of nouns:







**Proper nouns** -are nouns that name a particular person, place or thing  
-begin with a capital letter

Example: Dr. Smith, Eagle Rock Library, Oreo cookies

**Common nouns** -are nouns that name a person, place or thing but not by any particular name.

-do not begin with a capital letter

Example: doctor, library, cookies

Noun	Common Noun	Proper Noun
person	 doctor	 Mr. Smith
place	 library	 Eagle Rock Library
thing	 cookies	 Oreo

Common nouns can be singular or plural.

**Singular nouns** -are nouns that name one (1) person, place or thing

Example: toy - chair - table

**Plural nouns** -are nouns that name more than one (1+) person, place or thing









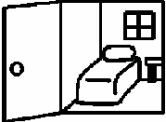
















Example: toy**s** - chair**s** - table**s**

### Plural Spelling Chart

Most nouns, just add <b>+s</b> to make it plural	For nouns ending in -sh/-ch/-tch/-x/-ss to make plural, add <b>+es</b>	For nouns ending in consonant +y, remove -y and add <b>+ies</b>	For nouns ending in -f, fe to make plural remove -f,fe & add <b>+ves</b>
<b>top</b> → <b>top s</b>	<b>fish</b> → <b>fish es</b>	<b>cherry</b> → <b>cherr ies</b>	<b>leaf</b> → <b>lea ves</b>
<b>car</b> → <b>car s</b>	<b>bench</b> → <b>bench es</b>	<b>penny</b> → <b>penn ies</b>	<b>thief</b> → <b>thie ves</b>
<b>cake</b> → <b>cake s</b>	<b>watch</b> → <b>watch es</b>	<b>fly</b> → <b>fl ies</b>	<b>wife</b> → <b>wi ves</b>
<b>tent</b> → <b>tent s</b>	<b>box</b> → <b>box es</b>	<b>baby</b> → <b>bab ies</b>	<b>shelf</b> → <b>shel ves</b>
<b>boy</b> → <b>boy s</b>	<b>kiss</b> → <b>kiss es</b>	<b>library</b> → <b>librar ies</b>	<b>wolf</b> → <b>wol ves</b>


# Persons, Places, or Things Worksheet

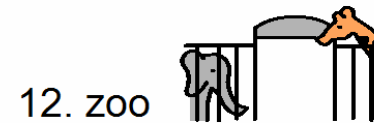
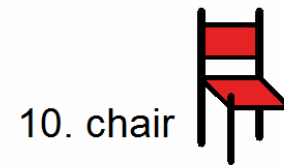
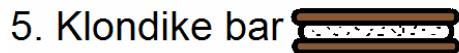
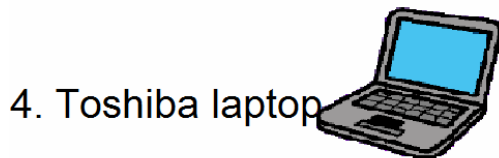
Instructions: Circle the nouns that name persons.  
Box the nouns that name places.  
Underline the nouns that name things.

 Nintendo DS	 parrot	 Bettina	 Griffith Park	 farmer	 Tom
 Dunkin Doughnut	 backpack	 bedroom	 apple	 gift	 church
 farm	 firefighter	 veterinarian	 Los Angeles	 Sharp TV	 cat
 toy box	 vegetables	 car	 museum	 people	 Perez Sped Center
			 bumble ball		

## Noun Classification Worksheet





Instructions: Classify the nouns below whether common or proper and whether they name a person, place, or thing.













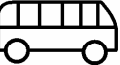







Noun	Common Noun	Proper Noun
<b>person</b>		
<b>place</b>		
<b>thing</b>		



# Plural Noun Worksheet

Instructions: Write down the plural form of the words in the word box in the chart below.

Most nouns, just add to make it plural 	For nouns ending in -sh/-ch/-tch/-x/-ss to make plural, add 	For nouns ending in consonant +y, remove -y and add 	For nouns ending in -f,fe,ff to make plural remove -f,fe,ff & add 

 apple	 lady	 laptop	 table	 strawberry	 dwarf	 giraffe	 story	 dish
 scarf	 witch	 elf	 bus	 wrench	 puppy	 knife	 sky	 loaf
 flower	 rich							