



Rice Krispie Snowmen




1

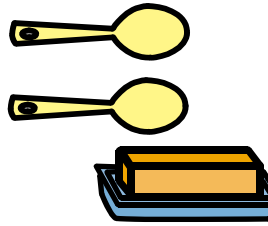
Melt



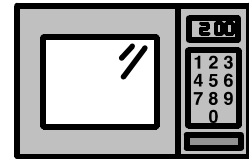
2 cups
marshmallows



and 2 T. butter




in microwave.

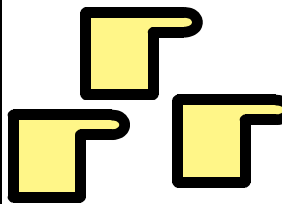


2


Add




3 cups



rice cereal



and stir.



3

Butter



your hands



so the cereal
doesn't




stick.



4

Use your hands



to form 3
"snowballs"



to make




a snowman.



5

Decorate



your snowman



and



eat!

